

# Intro to Construction

Last Modified on 11/29/2021 12:22 pm MST



## Overview

MiTek's 12-part Introduction to Construction program is designed to help someone without prior industry knowledge learn the fundamentals needed to become an effective component designer.

These courses cover the types of components used in the wood framing industry, how they are created, and a comparison to their field framing counterparts. An introduction is provided of the basic Post and Beam terms used in the industry and an overview of the typical residential construction process. This program also covers metal, EWP, and sheet materials frequently used and an extensive review of dimensional lumber. Lastly, the programs' primary offering is a comprehensive review of building styles, terms, and component definitions for Roof Truss, Floor Truss, Wall Panels.

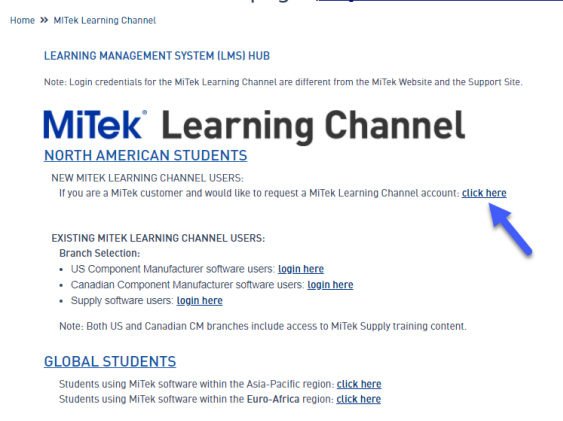
**Please note:** The Intro to Construction program includes 12 courses that will be released throughout the year. Updates to group members will be provided when each course is released.

Use the following process to register for the MLC **Intro to Construction Program**.

## Step 1 – Request a MiTek Learning Channel (MLC) Login

The MLC is MiTek's online, self-paced learning portal. Use the steps below to request a login:

1. Go to MiTek's LMS Hub page (<https://www.miteklearningchannel.com>) and click the link to request a login.



2. A Google form displays. Enter the following information:
  - Whether or not you are currently working for a MiTek customer.
  - First Name.
  - Last Name.
  - Email Address.
  - Company Name.
  - MiTek Customer Account Number.
    - Your MiTek customer account number is *required* for MLC account registration.
    - Please consult the design manager at your location if you are unsure of your account number.
  - Software Edition (US, Canada, Supply, etc.).
  - Acknowledge the MiTek Privacy Policy.
3. After completing the form, your information is submitted to MiTek's eLearning team. And, when your registration information is confirmed, you will receive an MLC login (usually within 24 hours).

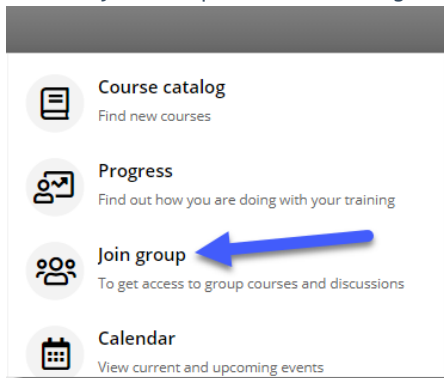
## Step 2 – Intro to Construction

Use the following steps to register for all 12 Intro to Construction courses:

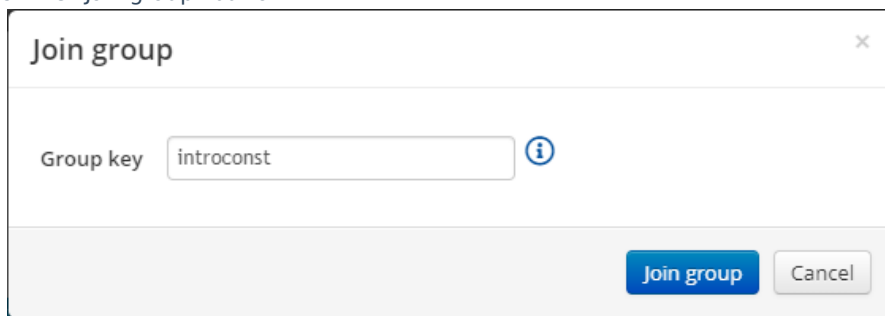
**Please note:** The Intro to Construction program includes 12 courses that will be released throughout the year. Updates to

group members will be provided when each course is released.

1. Login to the MLC.
2. Click the "Join Group" button in the right-hand pane.



3. Enter the code, **introconst**.
  - Click the "Join group" button.



4. Courses within the Intro to Construction program will be displayed on the dashboard.

